

The In-Frame Battery Box is **One of Two Battery Box Options** you can obtain from Idle Free Systems when you are using the **HVAC Module or the SlimLine Compact APU**. The alternative to the **In-Frame Battery Box** is the **Frame Mount Battery Box**. Information regarding the Frame Mount Battery Box is located on the next page.

### IFS #91101

#### Battery Assembly, In-Frame

The In-Frame Battery Box assembly is used in combination with the HVAC enclosure or the SlimLine Compact APU. This combination allows for installation onto trucks that have components preventing the use of the Standard IFS APU module.

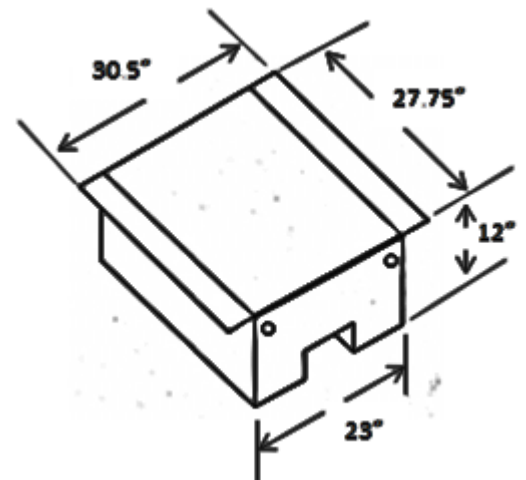
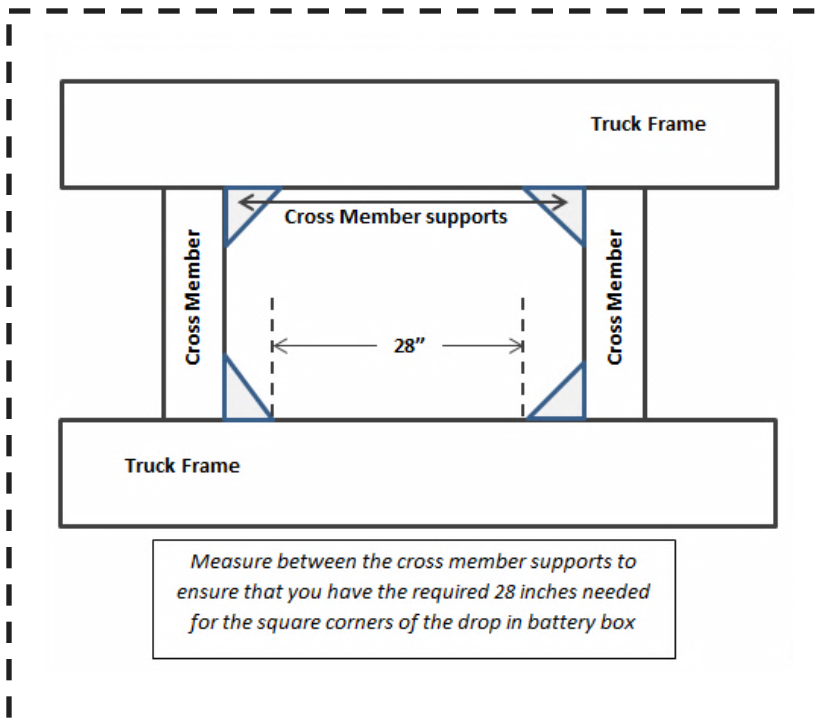
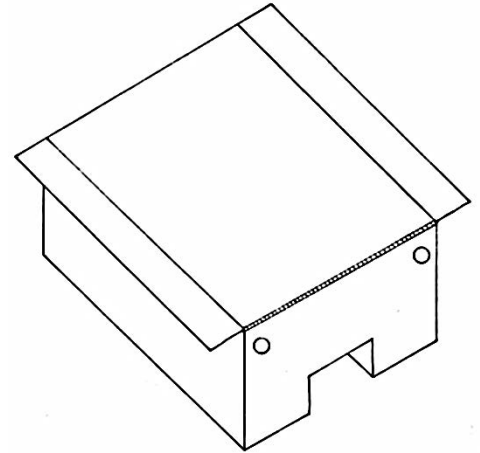
The In-Frame battery box is mounted between the truck's frame rails, behind the sleeper.

The In-Frame battery box assembly replaces the truck's step deck and has a hinged lid for access.

This In-frame battery box contains:

1. 4 AGM Batteries
2. Cables (connected)
3. Battery Separator
4. Fuse
5. Panel-mount connectors.

The In-Frame battery box requires about 28 inches of clearance between truck frame cross members. This needed space requires "square" drop in clearance to accommodate the square corners of the In-Frame battery box.



The cutout, on the bottom of the in-frame battery box, allows for driveshaft clearance.

The Frame Rail Battery Box is **One of Two Battery Box Options** you can obtain from Idle Free systems. The alternative to the **Frame Rail Battery Box** is the **In-Frame Battery Box**. Information regarding the In-Frame Battery Box is located on the previous page.

**IFS #91102**

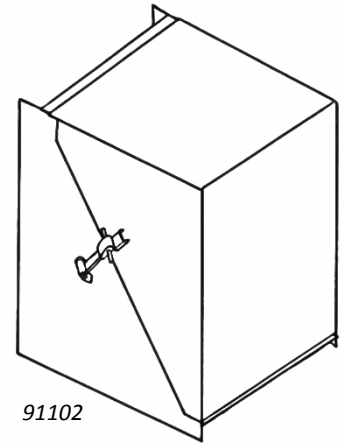
**Battery Assembly, Frame Rail Battery Box**

The Frame Rail Battery Box assembly is used in combination with the HVAC enclosure or the SlimLine Compact APU. This combination allows for installation onto trucks that have components preventing the use of the Standard IFS APU module.

The Frame Rail battery box is mounted onto the trucks frame rail.

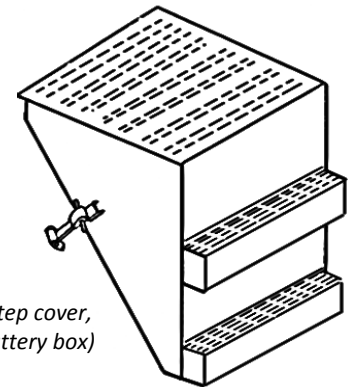
This enclosure contains:

- 1. 4 AGM Batteries
- 2. Cables (connected)
- 3. Fuse
- 4. Frame mount Brackets & hardware



91102

***The Frame Rail battery box does not include a Battery Separator. The needed battery separator will be shipped with this assembly and will need to be mounted in or near the truck's battery box.***

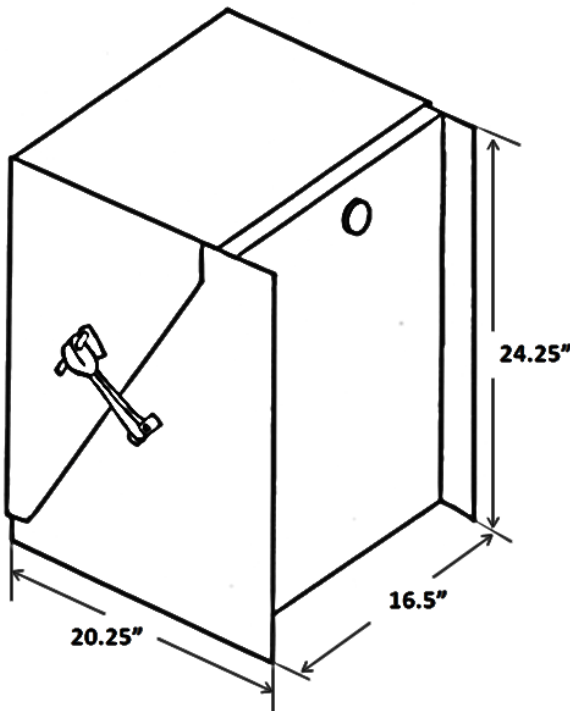


91103, Step cover, (same battery box)

**IFS #91103**

**Battery Assembly, Frame Rail Battery Box (Side), with step**

91103 is a duplicate of 91102 with the exception of the cover. The cover used on 91103 includes 2 steps along the front face and a step deck on the cover's top.



*The Frame Rail battery Box is mounted to the truck's frame using two 24 inch angle irons.*

*The angle irons have holes drilled to accept one of the Idle Free mounting kits (see page 13).*

*The angle irons and hardware needed for mounting the angle irons to the Frame rail battery box are included with the Frame Rail Battery Box, Kit #91102 & 91103.*